



Border Studios

PORTRAIT PHOTOGRAPHERS


Photo Day Prep

Resources and activities for
Kindergartens
and
Child Care centres

Activity One

Look at the Faces on the next page:

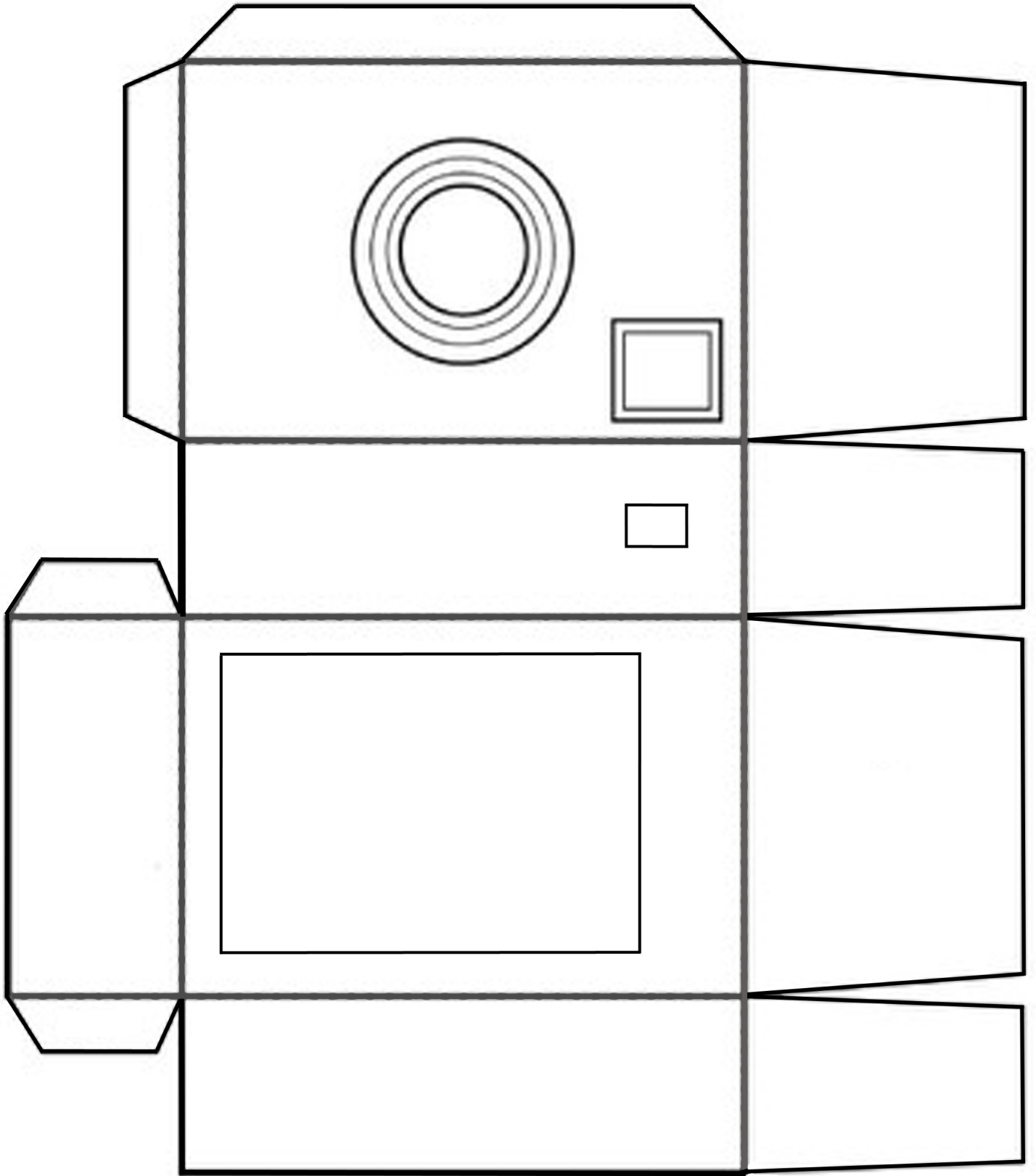
1. What could we name each of these faces?
2. Can you copy these faces with your face?
3. How do each of these faces make you feel when you copy them?
4. Which faces do you think would be the best for a photo?



Activity Two

Make your own Camera!

1. Use pencils, paint or other craft supplies to decorate the camera on the next page.
2. Draw a picture of a smiling face on the screen.
3. Cut out the camera and fold along the lines to assemble. Stick together with glue or tape.
4. Take “photos” of your friends and family!



Activity Three

Words to make you SMILE

1. Look at the pictures on the next page.

2. Say the word for each picture aloud?

3. What shape does your mouth make when you say these words?

4. Can you think of any other words that make this smiley mouth shape?

(Smelly, Sneeze, Please, Undies, Mummy, Honey)



Cheese



Monkey



Lollies



Spaghetti

Activity Four

Videos and Stories


School Picture Day (Story Book) 10min

<https://www.youtube.com/watch?v=nGXtbNlSlwc>

School Photos (what to expect) 4min 30sec

<https://www.youtube.com/watch?v=50d34wSlJQU>

What our cameras look like...



You can ask the photographer to show you how the camera and light work before photos if you are nervous.

This is how the photographer will set up on photo day...





Backdrop



Photo Chair